



Los Angeles County

Survey of Solid Waste Rates and Services as of July 1, 2021



March 11, 2022

Prepared by:



HF&H Consultants, LLC
2081 Business Center Drive, Suite 265
Irvine, California 92612
www.hfh-consultants.com
Telephone: (949) 251-8628

On behalf of:



Los Angeles County Public Works
900 S. Fremont Ave.
Alhambra, CA 91803
www.dpw.lacounty.gov
Telephone: (626) 458-5100

2081 Business Center Drive, Suite 265
Irvine, California 92612
Telephone: 949/251-8628
www.hfh-consultants.com

Robert D. Hilton, Emeritus
John W. Farnkopf, PE
Laith B. Ezzet, CMC
Richard J. Simonson, CMC
Marva M. Sheehan, CPA
Robert C. Hilton, CMC

March 11, 2022

LOS ANGELES COUNTY
Survey of Solid Waste Rates and Services

Dear Survey Reader:

Enclosed are the results from our survey of residential and commercial solid waste rates and services in the cities within Los Angeles County.

INTERPRETING RESULTS

In order to assist you in interpreting the results, we have identified certain special service features that affect the cost of service, such as the method of collection and types of diversion programs.

Please note that there are other operating characteristics that affect the cost of service that our survey did not address, such as route density, disposal volumes, revenue sharing arrangements for recyclable material sales, fees retained by cities, pricing decisions in regard to rate structures, impacts related to SB 1383 requirements, as well as other factors. There may also be special services provided to some cities at no additional charge to the ratepayers, such as bulky item pick-up, household hazardous waste collection, and city-wide clean-up days. These characteristics can have a significant impact on the cost of solid waste collection services and may vary by city. For the above reasons, a city with a relatively low rate may not be "getting a better deal." The low rate may mean that certain operating characteristics, unique to that particular community, may enable the hauler to provide service at a lower cost, or that pricing and service decisions have kept the rates low. Conversely, cities with a relatively high rate may have certain attributes or services that cause the cost of solid waste collection services to be higher.

SURVEY PROCESS AND LIMITATIONS

The survey was performed by HF&H Consultants on behalf of the Los Angeles County Public Works Department. HF&H Consultants is a firm that specializes in the areas of recycling, solid waste, and water/wastewater management services. The survey information was provided by the cities and/or haulers during telephone interviews, emails, and other written correspondences, summarized and sent to each survey participant for confirmation.



The information contained in the enclosed exhibits is based on the data reported by the participating cities and/or haulers for rates in effect as of July 1, 2021. We have not independently verified the submitted data.

If you have any questions about the survey results or our firm, please call Laith Ezzet at (949) 251-8902.

Very truly yours,

A handwritten signature in black ink that reads 'Laith Ezzet'.

Laith B. Ezzet, CMC
Senior Vice President

A handwritten signature in black ink that reads 'April Hilario Hamud'.

April Hilario Hamud
Project Manager

A handwritten signature in black ink that reads 'Samantha Irwin'.

Samantha Irwin
Associate Analyst

Los Angeles County

Survey of Solid Waste Rates and Services

As of July 2021

TABLE OF CONTENTS

Section 1: Overview of Service Providers

Overview of Service Providers	1
-------------------------------	---

Section 2: Residential Results

Residential Rates (Sorted from Lowest to Highest)	5
Map of Residential Collection Service Providers by City	10
Residential Collection Service Providers by Population and City	11
Residential Refuse Rates by Container Size	12
Residential Refuse Rates by Implementation of a Food Waste Diversion Program	13

Section 3: Commercial Results

Commercial Refuse Rates (Sorted from Lowest to Highest)	14
Map of Commercial Collection Service Providers by City	17
Commercial Collection Service Providers	18
Are Any of the Commercial Rates Bundled?	19
Commercial Refuse Rates by Container Size	20
How is Commercial Food Waste Collected?	21
Source Separated Commercial Organics Rates	22
Overview of Commercial Organics Collection	23

Section 4: Multi-Family Results

How Does Your City Define Multi-Family Properties in Terms of Number of Units (or more)?	27
Does Multi-Family Service Fall Under the Residential Contract or Commercial Contract?	28
Do Multi-Family Customers with Bin Service Pay the Same Rate as Commercial Bin Customers, or Do They Have Unique Multi-Family Rates?	29
Does Your City Offer an Organics Program for Multi-Family Properties?	30

Section 5: Other Results

Franchise Agreements with Evergreen Clause	31
--	----

Section 1: Overview of Service Providers



Los Angeles County

Solid Waste Survey - July 1, 2021

Overview of Service Providers

	City	Population as of 1/1/2021*	Residential Refuse Hauler	Commercial Refuse Hauler
1	Agoura Hills	20,000	Waste Management	Non-Exclusive / Competitive
2	Alhambra	86,000	Republic Services	Republic Services
3	Arcadia	58,000	Waste Management	Non-Exclusive / Competitive
4	Artesia	16,000	CR&R	CR&R
5	Avalon	4,000	CR&R	CR&R
6	Azusa	50,000	Athens Services	Athens Services
7	Baldwin Park	76,000	Waste Management	Waste Management
8	Bell	36,000	Consolidated Disposal Service (Republic)	Consolidated Disposal Service (Republic)
9	Bell Gardens	42,000	Athens Services	Non-Exclusive / Competitive
10	Bellflower	77,000	CR&R	CR&R
11	Beverly Hills	33,000	Municipal	Athens Services
12	Bradbury	1,000	EDCO / Burrtec	No Commercial Service
13	Burbank	104,000	Municipal	Non-Exclusive / Competitive
14	Calabasas	24,000	G.I. Industries (WM)	G.I. Industries (WM)
15	Carson	92,000	Waste Resources	Waste Resources
16	Cerritos	50,000	CalMet	CalMet
17	Claremont	36,000	Municipal	Municipal
18	Commerce	13,000	CalMet	Non-Exclusive / Competitive
19	Compton	98,000	Republic Services	Republic Services
20	Covina	49,000	Athens Services	Athens Services
21	Cudahy	24,000	Consolidated Disposal Service (Republic)	Consolidated Disposal Service (Republic)
22	Culver City	40,000	Municipal	Municipal

*Source: California Department of Finance, rounded to the nearest thousand.



Los Angeles County
Solid Waste Survey - July 1, 2021
Overview of Service Providers (continued)

	City	Population as of 1/1/2021*	Residential Refuse Hauler	Commercial Refuse Hauler
23	Diamond Bar	57,000	Waste Management	Valley Vista
24	Downey	111,000	CalMet	CalMet
25	Duarte	21,000	EDCO / Burrtec	EDCO / Burrtec
26	El Monte	116,000	Valley Vista	Valley Vista
27	El Segundo	17,000	EDCO / Burrtec	Non-Exclusive / Competitive
28	Gardena	60,000	Waste Resources	Waste Resources
29	Glendale	204,000	Municipal	Exclusive - Multiple Haulers
30	Glendora	52,000	Athens Services	Athens Services
31	Hawaiian Gardens	14,000	Waste Resources	Waste Resources
32	Hawthorne	87,000	Allied Waste (Republic Services)	Allied Waste (Republic Services)
33	Hermosa Beach	19,000	Athens Services	Athens Services
34	Hidden Hills	2,000	Waste Management	Waste Management
35	Huntington Park	59,000	CR&R	CR&R
36	Industry	400	Valley Vista	Valley Vista
37	Inglewood	110,000	Consolidated Disposal Service (Republic)	Consolidated Disposal Service (Republic)
38	Irwindale	1,000	Athens Services	Athens Services
39	La Canada Flintridge	20,000	Exclusive - Multiple Haulers	Non-Exclusive / Competitive
40	La Habra Heights	5,000	Republic Services	Republic Services
41	La Mirada	49,000	EDCO / Burrtec	EDCO / Burrtec
42	La Puente	40,000	Valley Vista	Valley Vista
43	La Verne	33,000	Waste Management	Waste Management
44	Lakewood	80,000	EDCO / Burrtec	EDCO / Burrtec

*Source: California Department of Finance, rounded to the nearest thousand.



Los Angeles County
Solid Waste Survey - July 1, 2021
Overview of Service Providers (continued)

	City	Population as of 1/1/2021*	Residential Refuse Hauler	Commercial Refuse Hauler
45	Lancaster	161,000	Waste Management	Waste Management
46	Lawndale	33,000	Consolidated Disposal Service (Republic)	Consolidated Disposal Service (Republic)
47	Lomita	20,000	CalMet	CalMet
48	Long Beach	468,000	Exclusive - Multiple Haulers	Non-Exclusive / Competitive
49	Los Angeles	3,923,000	Municipal	Exclusive - Multiple Haulers
50	Lynwood	70,000	Waste Resources	Waste Resources
51	Malibu	12,000	Non-Exclusive / Competitive	Non-Exclusive / Competitive
52	Manhattan Beach	35,000	Waste Management	Waste Management
53	Maywood	28,000	Universal Waste Services	Universal Waste Services
54	Monrovia	38,000	Athens Services	Athens Services
55	Montebello	63,000	Athens Services	Non-Exclusive / Competitive
56	Monterey Park	60,000	Athens Services	Non-Exclusive / Competitive
57	Norwalk	105,000	Athens Services	Athens Services
58	Palmdale	156,000	Waste Management	Waste Management
59	Palos Verdes Estates	13,000	Athens Services	Non-Exclusive / Competitive
60	Paramount	55,000	CalMet	CalMet
61	Pasadena	145,000	Municipal	Non-Exclusive / Competitive
62	Pico Rivera	63,000	NASA Services	NASA Services
63	Pomona	151,000	Municipal	Non-Exclusive / Competitive
64	Rancho Palos Verdes	42,000	EDCO / Burrtec	Non-Exclusive / Competitive
65	Redondo Beach	66,000	Athens Services	Athens Services
66	Rolling Hills	2,000	Consolidated Disposal Service (Republic)	No Commercial Service

*Source: California Department of Finance, rounded to the nearest thousand.



Los Angeles County
Solid Waste Survey - July 1, 2021
Overview of Service Providers (continued)

	City	Population as of 1/1/2021*	Residential Refuse Hauler	Commercial Refuse Hauler
67	Rolling Hills Estates	8,000	Waste Management	Waste Management
68	Rosemead	54,000	Consolidated Disposal Service (Republic)	Consolidated Disposal Service (Republic)
69	San Dimas	34,000	Waste Management	Waste Management
70	San Fernando	25,000	Republic Services	Republic Services
71	San Gabriel	40,000	Athens Services	Athens Services
72	San Marino	13,000	Athens Services	Athens Services
73	Santa Clarita	222,000	Waste Management	EDCO / Burrtec
74	Santa Fe Springs	18,000	Exclusive - Multiple Haulers	Non-Exclusive / Competitive
75	Santa Monica	93,000	Municipal	Municipal
76	Sierra Madre	11,000	Athens Services	Athens Services
77	Signal Hill	12,000	EDCO / Burrtec	EDCO / Burrtec
78	South El Monte	21,000	Athens Services	Athens Services
79	South Gate	97,000	Waste Management	Waste Management
80	South Pasadena	26,000	Athens Services	Athens Services
81	Temple City	36,000	Athens Services	Athens Services
82	Torrance	145,000	Municipal	Non-Exclusive / Competitive
83	Vernon	300	Non-Exclusive / Competitive	Non-Exclusive / Competitive
84	Walnut	30,000	Valley Vista	Valley Vista
85	West Covina	106,000	Athens Services	Athens Services
86	West Hollywood	36,000	Athens Services	Athens Services
87	Westlake Village	8,000	Waste Management	Non-Exclusive / Competitive
88	Whittier	86,000	Exclusive - Multiple Haulers	Exclusive - Multiple Haulers

*Source: California Department of Finance, rounded to the nearest thousand.



Section 2: Residential Results



Los Angeles County
Solid Waste Survey
Residential Rates as of July 1, 2021

Sorted from lowest to highest rate to customer

Row	City	Residential - Total Rate ⁽¹⁾	Container Size ⁽²⁾	Residential Hauler	City has Residential Food Waste Diversion Program as of 7/1/2021
1	Bell	\$15.42	95-Gallon	Consolidated Disposal Service (Republic)	
2	Huntington Park	\$16.33	95-Gallon	CR&R	
3	Inglewood	\$17.46	95-Gallon	Consolidated Disposal Service (Republic)	
4	West Hollywood	\$17.85	95-Gallon	Athens Services	
5	Glendale	\$18.34 (3)	95-Gallon	Municipal	
6	San Fernando	\$18.46	95-Gallon	Republic Services	
7	Norwalk	\$18.90	95-Gallon	Athens Services	
8	South Gate	\$19.60	95-Gallon	Waste Management	
9	Vernon	\$19.80	Flat Monthly Rate	Non-Exclusive / Competitive	
10	Paramount	\$20.22	95-Gallon	CalMet	
11	Cerritos	\$20.42	95-Gallon	CalMet	
12	Monterey Park	\$20.84	95-Gallon	Athens Services	X
13	Maywood	\$20.89	95-Gallon	Universal Waste Services	
14	Hawaiian Gardens	\$20.95 (4)	95-Gallon	Waste Resources	
15	Rosemead	\$21.25	95-Gallon	Consolidated Disposal Service (Republic)	
16	Cudahy	\$22.27	95-Gallon	Consolidated Disposal Service (Republic)	
17	Redondo Beach	\$22.72	Flat Monthly Rate	Athens Services	X
18	Alhambra	\$22.78	95-Gallon	Republic Services	X
19	Hermosa Beach	\$22.87 (5)	95-Gallon	Athens Services	X
20	Lynwood	\$22.87	95-Gallon	Waste Resources	
21	Manhattan Beach	\$23.14	95-Gallon	Waste Management	X



Los Angeles County
Solid Waste Survey
Residential Rates as of July 1, 2021 (continued)

Sorted from lowest to highest rate to customer

Row	City	Residential - Total Rate ⁽¹⁾	Container Size ⁽²⁾	Residential Hauler	City has Residential Food Waste Diversion Program as of 7/1/2021
22	Signal Hill	\$23.15 (6)	65-Gallon	EDCO / Burrtec	X
23	Pico Rivera	\$23.17	95-Gallon	NASA Services	
24	Lakewood	\$23.19	95-Gallon	EDCO / Burrtec	
25	Santa Fe Springs	\$23.35	Flat Monthly Rate	Exclusive - Multiple Haulers	
26	Gardena	\$23.51	95-Gallon	Waste Resources	
27	Bradbury	\$23.66	95-Gallon	EDCO / Burrtec	
28	La Mirada	\$23.89	95-Gallon	EDCO / Burrtec	X
29	Downey	\$24.07	95-Gallon	CalMet	
30	Walnut	\$24.55	95-Gallon	Valley Vista	
31	Santa Clarita	\$25.06	65-Gallon	Waste Management	
32	Whitter	\$25.16	65-Gallon	Exclusive - Multiple Haulers	
33	Compton	\$25.94	95-Gallon	Republic Services	
34	Bellflower	\$26.12 (7)	95-Gallon	CR&R	
35	Palmdale	\$26.68	95-Gallon	Waste Management	
36	Montebello	\$27.09	95-Gallon	Athens Services	
37	La Verne	\$27.36	95-Gallon	Waste Management	
38	Duarte	\$27.43	95-Gallon	EDCO / Burrtec	
39	Lomita	\$27.57	95-Gallon	CalMet	
40	Hawthorne	\$27.71	95-Gallon	Allied Waste (Republic Services)	
41	Long Beach	\$28.99	95-Gallon	Exclusive - Multiple Haulers	
42	Commerce	\$29.69 (8)	95-Gallon	CalMet	



Los Angeles County
Solid Waste Survey
Residential Rates as of July 1, 2021 (continued)

Sorted from lowest to highest rate to customer

Row	City	Residential - Total Rate ⁽¹⁾	Container Size ⁽²⁾	Residential Hauler	City has Residential Food Waste Diversion Program as of 7/1/2021
43	Lawndale	\$29.97	95-Gallon	Consolidated Disposal Service (Republic)	
44	Arcadia	\$29.99	95-Gallon	Waste Management	X
45	Bell Gardens	\$31.01	95-Gallon	Athens Services	
46	Pomona	\$31.29	Flat Monthly Rate	Municipal	
47	El Monte	\$31.49	95-Gallon	Valley Vista	
48	La Puente	\$31.61	95-Gallon	Valley Vista	
49	Baldwin Park	\$32.00	95-Gallon	Waste Management	
50	Lancaster	\$32.30	95-Gallon	Waste Management	
51	Azusa	\$33.14	Flat Monthly Rate	Athens Services	
52	Rancho Palos Verdes	\$33.87	95-Gallon	EDCO / Burrtec	
53	Irwindale	\$34.10	95-Gallon	Athens Services	X
54	Monrovia	\$34.91	95-Gallon	Athens Services	X
55	Torrance	\$35.31	95-Gallon	Municipal	
56	Agoura Hills	\$35.33	95-Gallon	Waste Management	X
57	Calabasas	\$35.34	95-Gallon	G.I. Industries (WM)	X
58	San Dimas	\$36.23	95-Gallon	Waste Management	
59	Los Angeles	\$36.32	95-Gallon	Municipal	
60	Diamond Bar	\$36.55	95-Gallon	Waste Management	
61	Covina	\$37.31	95-Gallon	Athens Services	
62	Glendora	\$39.93	Flat Monthly Rate	Athens Services	



Los Angeles County
Solid Waste Survey
Residential Rates as of July 1, 2021 (continued)

Sorted from lowest to highest rate to customer

Row	City	Residential - Total Rate ⁽¹⁾	Container Size ⁽²⁾	Residential Hauler	City has Residential Food Waste Diversion Program as of 7/1/2021
63	Claremont	\$40.05	95-Gallon	Municipal	
64	Sierra Madre	\$40.74	95-Gallon	Athens Services	
65	Pasadena	\$40.99	95-Gallon	Municipal	
66	San Gabriel	\$41.31	95-Gallon	Athens Services	
67	Westlake Village	\$41.53 (3)	95-Gallon	Waste Management	X
68	Temple City	\$42.44	95-Gallon	Athens Services	
69	Palos Verdes Estates	\$43.31	Flat Monthly Rate	Athens Services	
70	Culver City	\$44.21	65-Gallon	Municipal	X
71	San Marino	\$47.58	Flat Monthly Rate	Athens Services	
72	Avalon	\$48.02	Flat Monthly Rate	CR&R	
73	South Pasadena	\$48.98 (9)	Flat Monthly Rate	Athens Services	
74	Rolling Hills Estates	\$49.37	95-Gallon	Waste Management	X
75	Malibu	\$51.00	95-Gallon	Non-Exclusive / Competitive	X
76	Burbank	\$52.92	95-Gallon	Municipal	
77	Santa Monica	\$53.90	95-Gallon	Municipal	X
78	Hidden Hills	\$90.07	Flat Monthly Rate	Waste Management	
79	Rolling Hills	\$111.00	Flat Monthly Rate	Consolidated Disposal Service (Republic)	



Los Angeles County
Solid Waste Survey
Residential Rates as of July 1, 2021 (continued)

Sorted from lowest to highest rate to customer

Row	City	Residential - Total Rate ⁽¹⁾	Container Size ⁽²⁾	Residential Hauler	City has Residential Food Waste Diversion Program as of 7/1/2021
80	Beverly Hills	See Note (10)		Municipal	
81	La Canada Flintridge	See Note (11)		Exclusive - Multiple Haulers	
82	Industry	See Note (12)		Valley Vista	X
83	South El Monte	See Note (12)		Athens Services	
84	Artesia	See Note (13)		CR&R	
85	Carson	See Note (13)		Waste Resources	
86	El Segundo	See Note (13)		EDCO / Burrtec	X
87	La Habra Heights	See Note (13)		Republic Services	
88	West Covina	See Note (13)		Athens Services	X

(1) Rates include fees retained by or remitted to Cities.

(2) Container size listed as 95-Gallon, 65-Gallon, or Flat Monthly Rate.

Where 95-Gallon Containers account for all containers between 90 and 100 gallons, 65-Gallon Containers account for all containers between 60 and 70 gallons, and Flat Monthly Rate indicates residents will pay the same rate no matter container size or number of containers used.

(3) Twice per week collection service.

(4) Rate effective 10/1/21.

(5) The total rate of \$22.87 is comprised of the refuse/recycling rate of \$17.38 and the yard waste rate of \$5.49.

(6) Rate effective 10/1/21.

(7) The total rate of \$26.12 is comprised of the refuse/recycling rate of \$22.77 and the organics rate of \$3.35.

(8) Rate paid by City.

(9) The total rate of \$48.98 is comprised of the refuse/recycling rate of \$44.93 and the yard waste rate of \$4.05.

(10) Rate based on lot size.

(11) Exclusive multiple haulers with different rates.

(12) No residential charge.

(13) Not Reported.



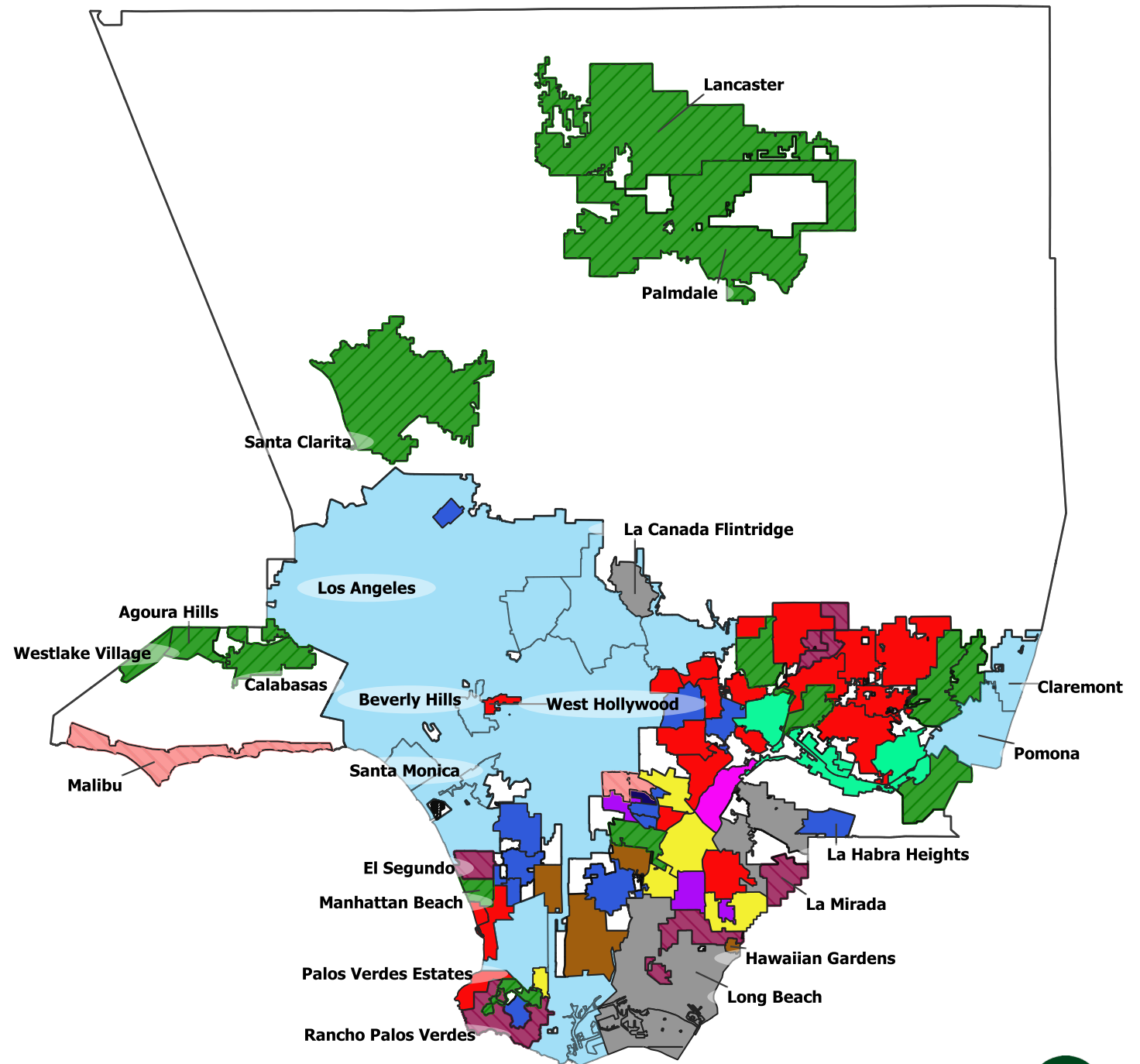
Los Angeles County

Solid Waste Survey - July 1, 2021

Residential Service Collection Provider by City

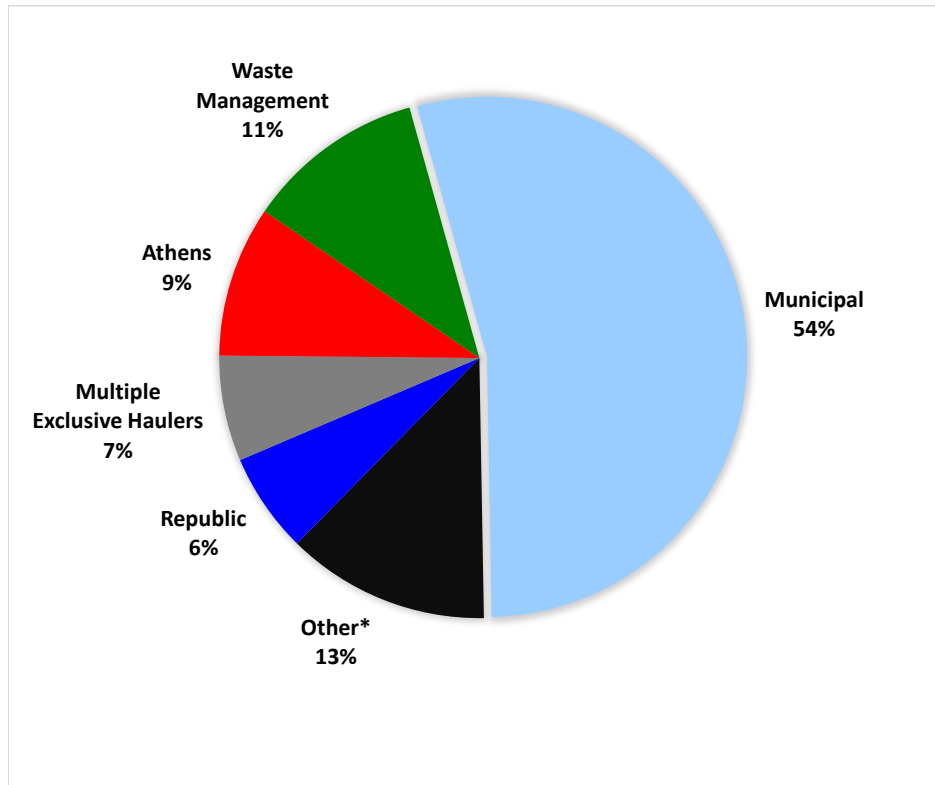
Haulers

- Municipal
- Non-Exclusive / Competitive
- Multiple Exclusive Haulers
- Waste Management
- Athens Services
- Republic Services
- Waste Resources
- CalMet
- CR&R
- EDCO / Burrtec
- Valley Vista
- NASA Services
- Universal Waste Services
- Unincorporated Areas



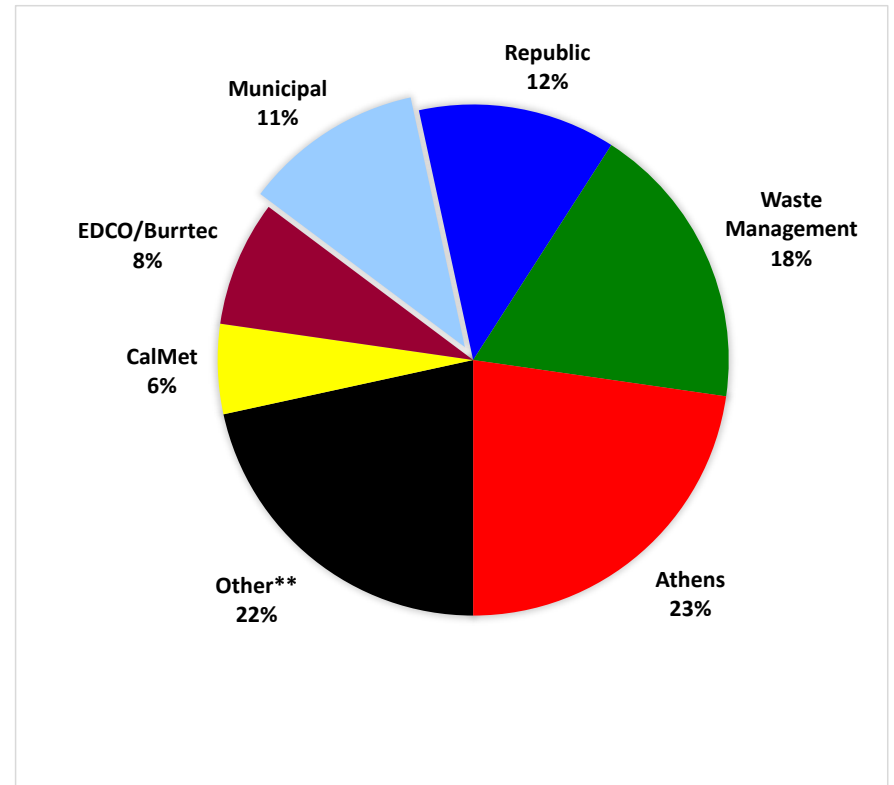
Los Angeles County
Solid Waste Survey - July 1, 2021
Residential Collection Service Providers

Based on Population Served



*Other includes haulers that service 5% of the population or less: Non-Exclusive / Competitive, Universal Waste Services, NASA Services, CR&R, Valley Vista, EDCO / Burrtec, Waste Resources, CalMet

Based on Number of Cities Served



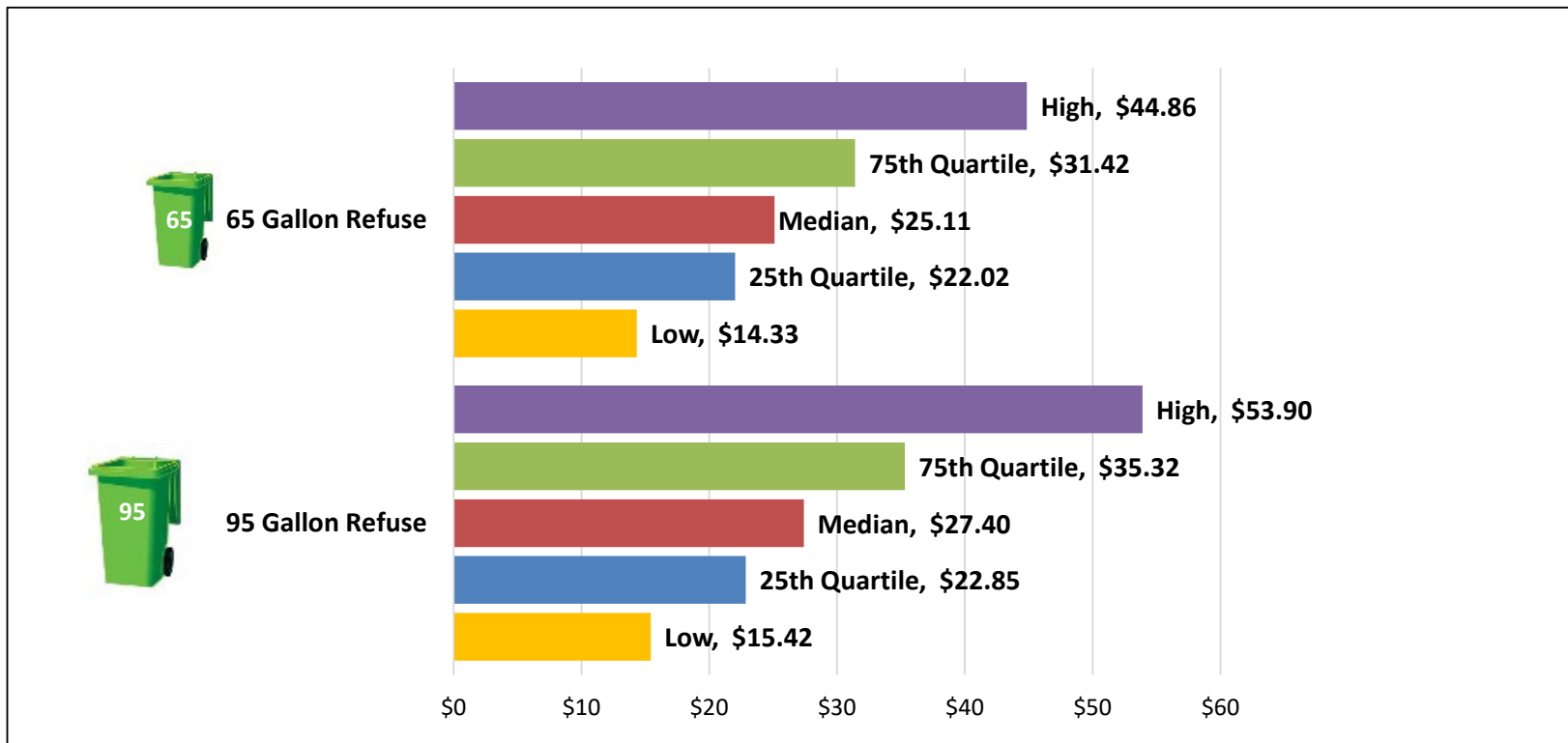
**Other includes haulers that service 5% of the Cities or less: Non-Exclusive / Competitive, Universal Waste Services, NASA Services, CR&R, Multiple Exclusive Haulers, Valley Vista, Waste Resources



Los Angeles County

Solid Waste Survey - July 1, 2021

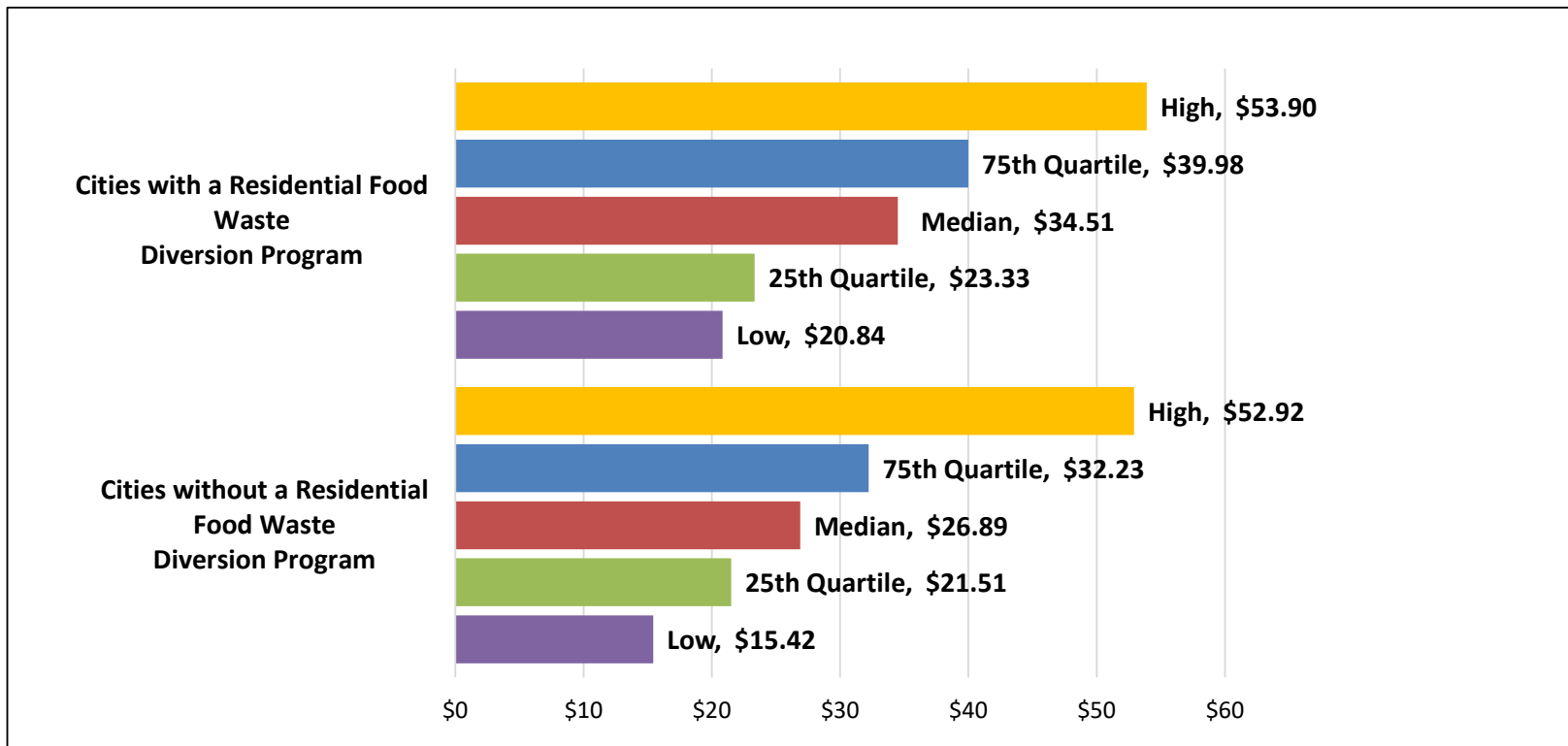
Residential Refuse Rates by Container Size⁽¹⁾



(1) Rates were reported for exclusive single haulers and municipal haulers. Rates include fees retained by cities.



Los Angeles County
Solid Waste Survey - July 1, 2021
Residential Refuse Rates by Implementation of a Food Waste Diversion Program⁽¹⁾



(1) Rates were reported for exclusive single haulers and municipal haulers. Rates include fees retained by cities.



Section 3: Commercial Results



Los Angeles County

Solid Waste Survey

Commercial Rates as of July 1, 2021

Monthly rate for 3-cubic yard refuse bin collected once per week.

Sorted from lowest to highest rate to customer

Row	City	Commercial - Refuse Rate ⁽¹⁾
1	Calabasas	\$96.64
2	Santa Monica	\$106.41
3	Glendale	\$109.26
4	Beverly Hills	\$115.80
5	San Fernando	\$116.81
6	Santa Clarita	\$131.41
7	San Marino	\$132.44
8	Cerritos	\$133.68
9	Azusa	\$135.47
10	Lakewood	\$136.28
11	Long Beach	\$142.09 (2)
12	Palmdale	\$146.90
13	Diamond Bar	\$149.47
14	Walnut	\$150.85
15	Lomita	\$153.97
16	Paramount	\$155.14
17	Rolling Hills Estates	\$155.45
18	La Puente	\$158.26
19	Pico Rivera	\$158.79
20	Downey	\$159.28
21	Hawthorne	\$161.60
22	Hermosa Beach	\$161.67
23	Claremont	\$162.00
24	South Gate	\$162.05
25	La Verne	\$162.18
26	Bell	\$167.69
27	Signal Hill	\$168.41 (3)
28	Redondo Beach	\$168.55
29	Maywood	\$170.00 (4)
30	Hidden Hills	\$173.25
31	South Pasadena	\$173.59
32	Lancaster	\$173.92
33	West Hollywood	\$176.51 (4)
34	Gardena	\$177.53



Los Angeles County

Solid Waste Survey

Commercial Rates as of July 1, 2021 (continued)

Monthly rate for 3-cubic yard refuse bin collected once per week.

Sorted from lowest to highest rate to customer

Row	City	Commercial - Refuse Rate ⁽¹⁾
35	Rosemead	\$178.43
36	Whitter	\$180.86
37	Sierra Madre	\$183.44
38	Huntington Park	\$187.80
39	Alhambra	\$187.83
40	Manhattan Beach	\$188.54
41	San Dimas	\$188.67
42	Inglewood	\$189.72
43	Compton	\$196.96
44	Norwalk	\$197.65
45	Duarte	\$199.24
46	Lynwood	\$201.33
47	El Monte	\$203.02
48	La Mirada	\$203.02
49	Monrovia	\$203.62
50	Culver City	\$204.55
51	Bellflower	\$205.51
52	Lawndale	\$211.70
53	Hawaiian Gardens	\$211.88 (5)
54	Baldwin Park	\$213.87
55	Covina	\$215.92
56	Industry	\$229.15
57	Cudahy	\$233.65
58	Glendora	\$235.24
59	Los Angeles	\$261.27
60	San Gabriel	\$262.70
61	Temple City	\$268.27
62	Irwindale	\$273.67
63	South El Monte	\$294.00 (4)
64	Burbank	\$304.09 (2)
65	Agoura Hills	Competitive (6)
66	Arcadia	Competitive
67	Bell Gardens	Competitive
68	Commerce	Competitive



Los Angeles County

Solid Waste Survey

Commercial Rates as of July 1, 2021 (continued)

Monthly rate for 3-cubic yard refuse bin collected once per week.

Sorted from lowest to highest rate to customer

Row	City	Commercial - Refuse Rate ⁽¹⁾
69	El Segundo	Competitive
70	La Canada Flintridge	Competitive
71	Malibu	Competitive
72	Montebello	Competitive
73	Monterey Park	Competitive
74	Palos Verdes Estates	Competitive
75	Pasadena	Competitive
76	Pomona	Competitive
77	Rancho Palos Verdes	Competitive
78	Santa Fe Springs	Competitive
79	Torrance	Competitive
80	Vernon	Competitive
81	Westlake Village	Competitive
82	Avalon	See Note (7)
83	Rolling Hills	See Note (8)
84	Bradbury	See Note (8)
85	Artesia	See Note (9)
86	Carson	See Note (9)
87	La Habra Heights	See Note (9)
88	West Covina	See Note (9)

(1) Rates include fees retained by or remitted to Cities.

(2) Rate offered by municipal service. Non-exclusive haulers may offer service at different rates.

(3) Rate effective October 14, 2021.

(4) Commercial mixed waste is processed to recover organics.

(5) Rate effective October 1, 2021.

(6) Competitive rates must fall between the City-approved minimum and maximum. The minimum and maximum rates for one 3-cubic yard refuse bin collected 1x per week are \$216.08 and \$270.12.

(7) Rate based on business type rather than container size.

(8) No commercial service.

(9) Not reported.



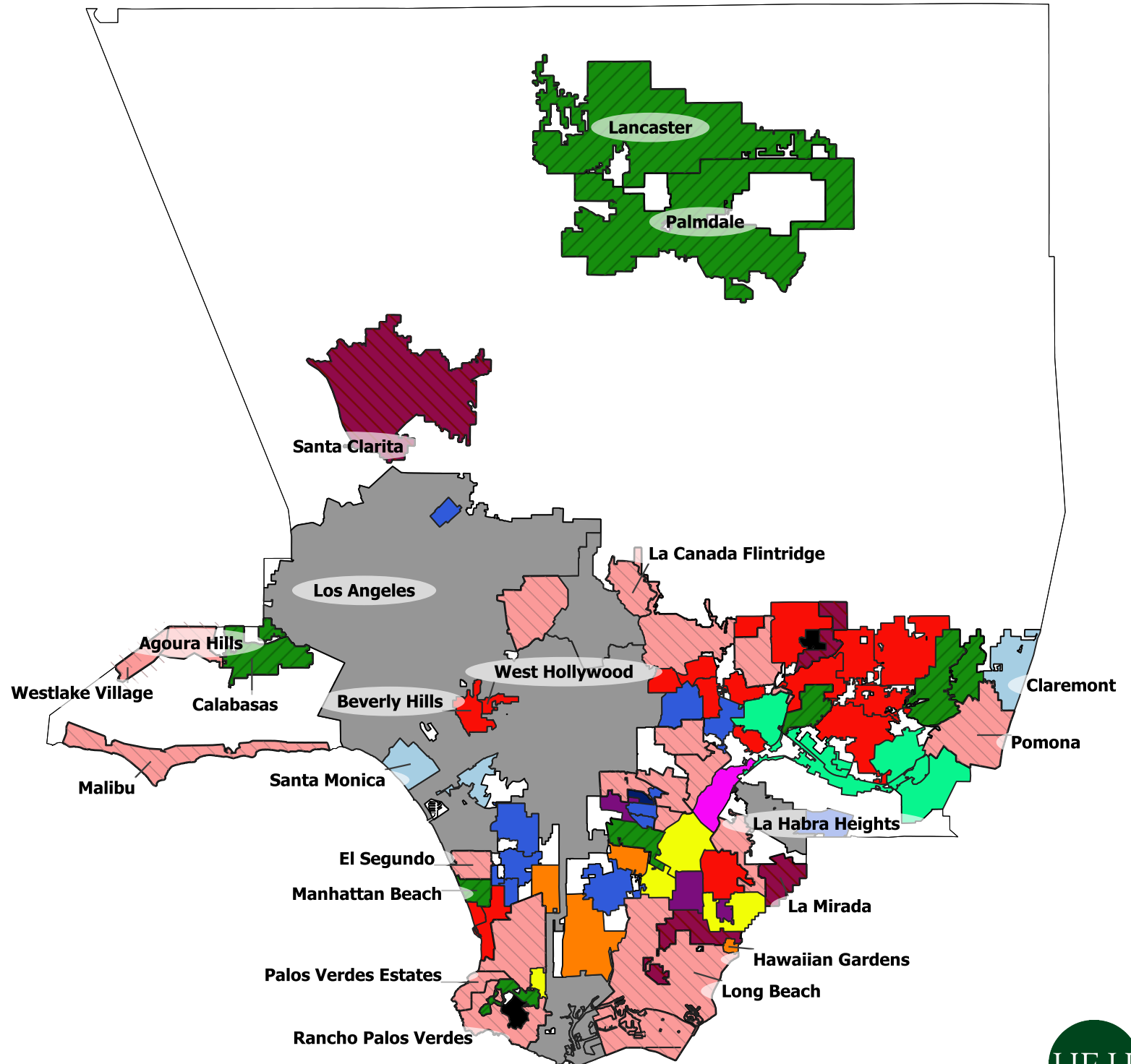
Los Angeles County

Solid Waste Survey - July 1, 2021

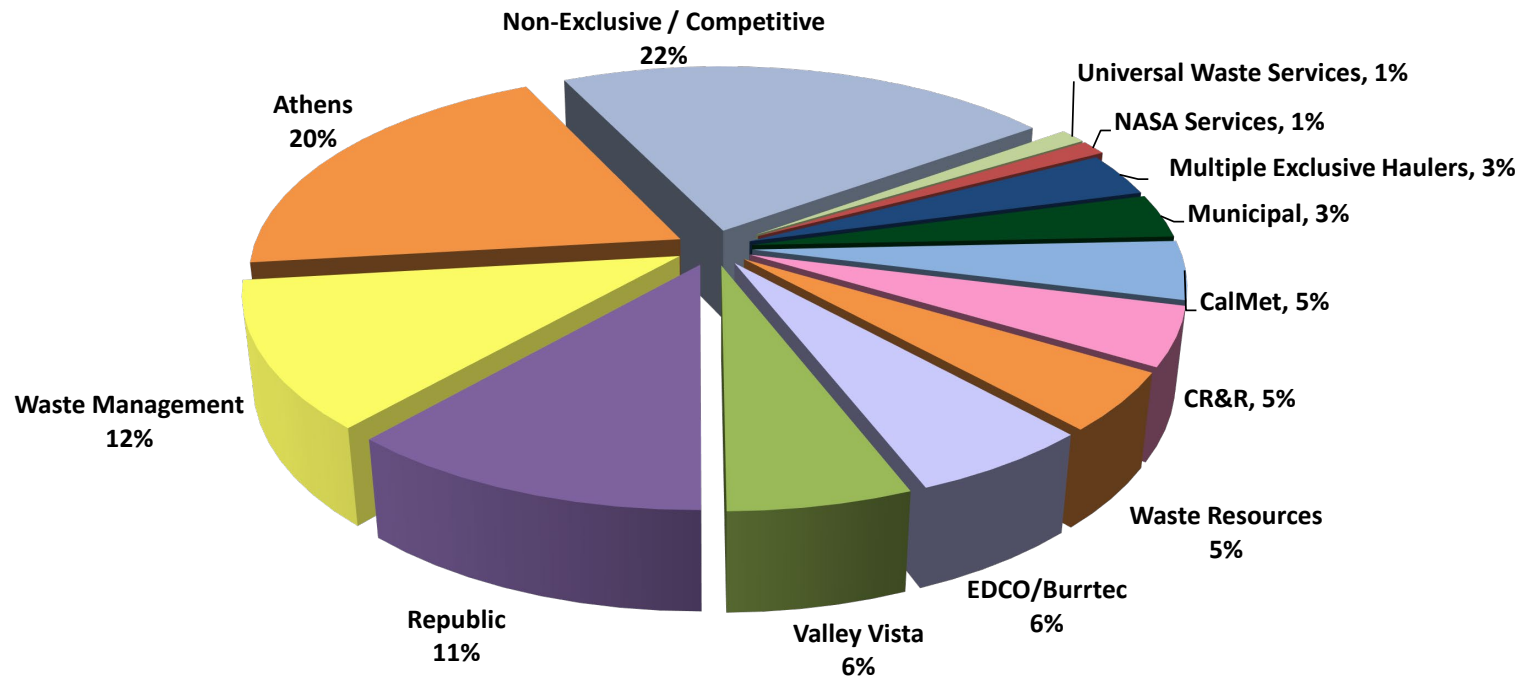
Commercial Service Collection Provider by City

Haulers

-  Municipal
-  Multiple Exclusive Haulers
-  Non-Exclusive / Competitive
-  Athens Services
-  Waste Management
-  Republic Services
-  EDCO / Burrtec
-  Valley Vista
-  CalMet
-  CR&R
-  Waste Resources
-  NASA Services
-  Universal Waste Services
-  No Commercial Service
-  Unincorporated Areas



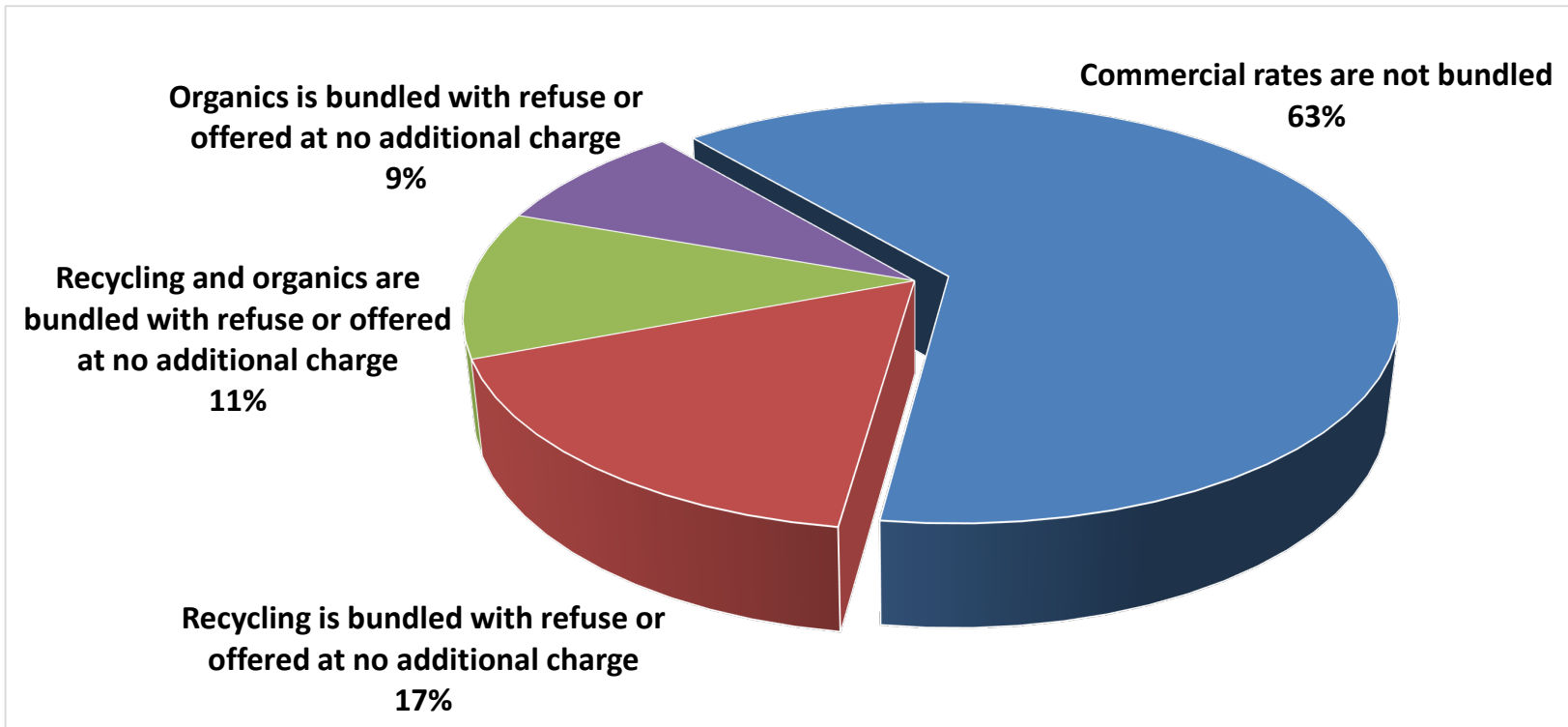
Los Angeles County
Solid Waste Survey - July 1, 2021
Commercial Collection Service Providers ⁽¹⁾



⁽¹⁾ Based on the number of cities with commercial service.



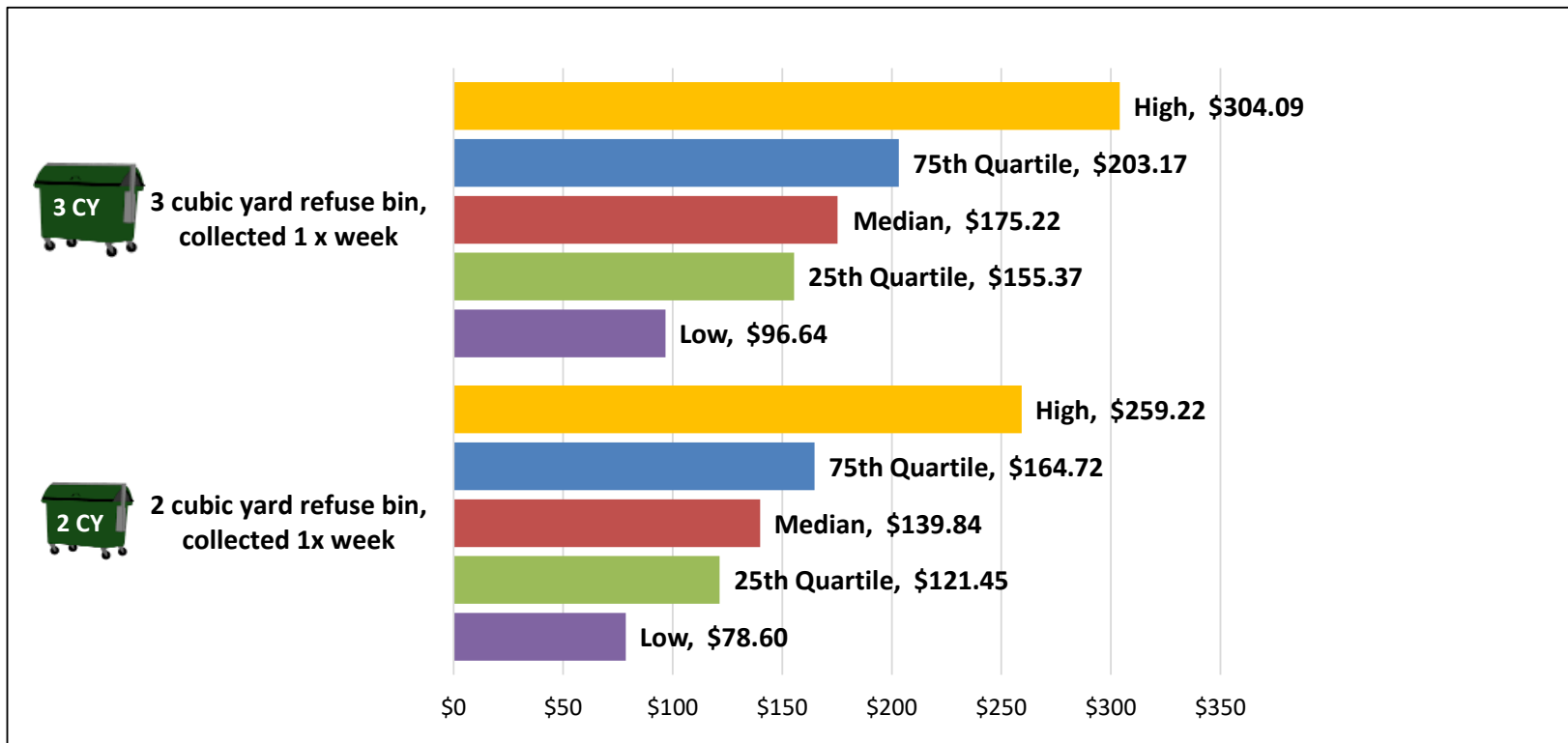
Los Angeles County
Solid Waste Survey - July 1, 2021
Are Any of the Commercial Rates Bundled?



Los Angeles County

Solid Waste Survey - July 1, 2021

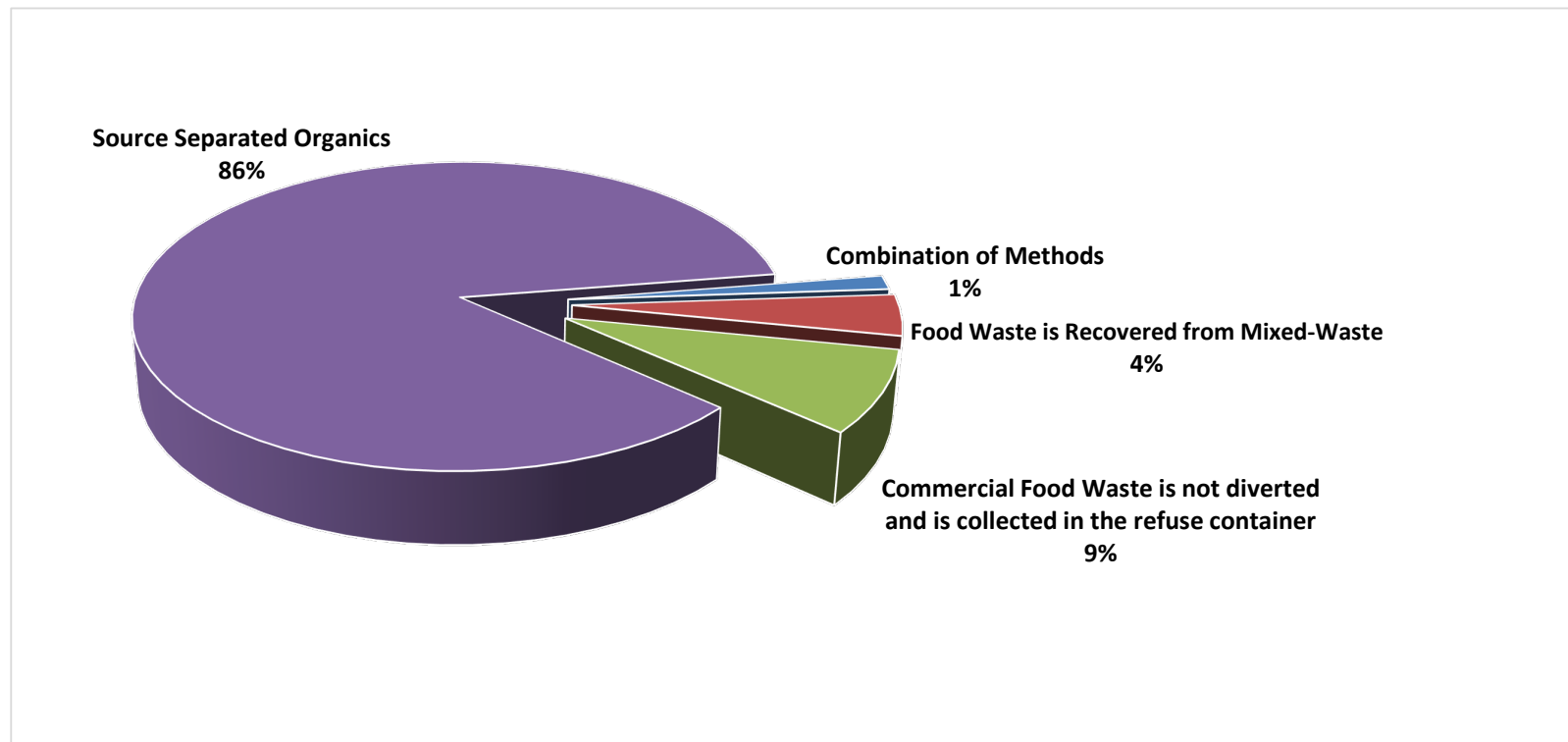
Commercial Refuse Rates by Container Size⁽¹⁾



(1) Rates were reported for exclusive single haulers and municipal haulers. Rates include fees retained by cities.



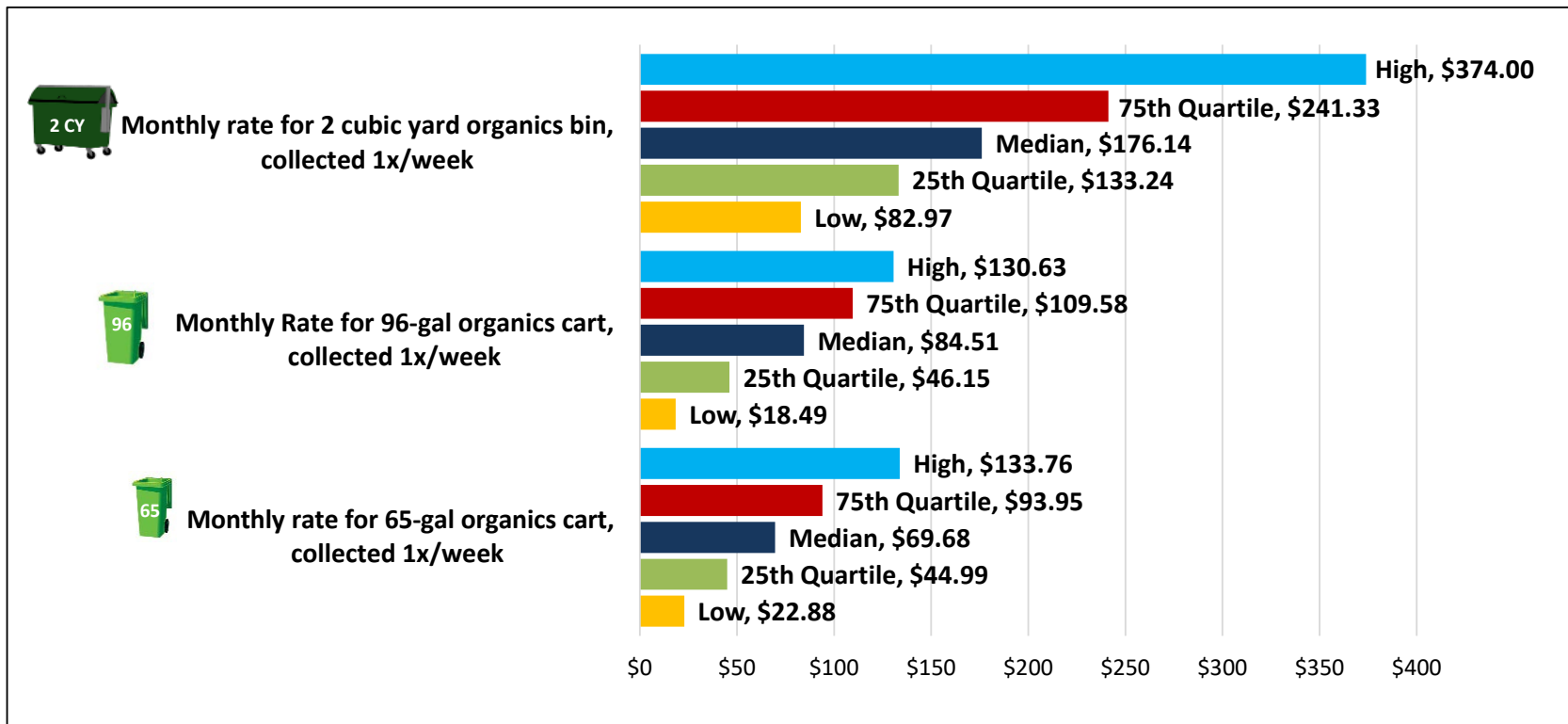
Los Angeles County
Solid Waste Survey - July 1, 2021
How is Commercial Food Waste Collected?



Los Angeles County

Solid Waste Survey - July 1, 2021

Source Separated Commercial Organics Rates⁽¹⁾



(1) Rates include fees retained by cities. Excludes rates for non-exclusive commercial agreements, rates for mixed waste containers, and cities that do not charge a separate rate for commercial organics services.



Los Angeles County

Solid Waste Survey - July 1, 2021

Overview of Commercial Organics Collection

	City	Commercial Refuse Rate	Commercial Refuse Hauler	Commercial Food Waste is collected as:
1	Agoura Hills	Competitive	Non-Exclusive / Competitive	Source Separated Food Waste
2	Alhambra	\$187.83	Republic Services	Source Separated Organics (Green Waste and Food Waste)
3	Arcadia	Competitive	Non-Exclusive / Competitive	Source Separated Food Waste
4	Artesia	Not Reported	CR&R	Source Separated Food Waste
5	Avalon	Rate based on business type not container size	CR&R	Commercial Food Waste is not diverted and is collected in the refuse container
6	Azusa	\$135.47	Athens Services	Source Separated Food Waste
7	Baldwin Park	\$213.87	Waste Management	Source Separated Organics (Green Waste and Food Waste)
8	Bell	\$167.69	Consolidated Disposal Service (Republic)	Source Separated Organics (Green Waste and Food Waste)
9	Bell Gardens	Competitive	Non-Exclusive / Competitive	See Note (1)
10	Bellflower	\$205.51	CR&R	Source Separated Food Waste
11	Beverly Hills	\$115.80	Athens Services	Mixed Waste for Restaurants, and Source-Separated Food Waste for other businesses
12	Bradbury	No Commercial Service	No Commercial Service	No Commercial Service
13	Burbank	\$304.09	Non-Exclusive / Competitive	Commercial Food Waste is not diverted and is collected in the refuse container
14	Calabasas	\$96.64	G.I. Industries (WM)	Source Separated Food Waste
15	Carson	Not Reported	Waste Resources	Source Separated Food Waste
16	Cerritos	\$133.68	CalMet	Source Separated Organics (Green Waste and Food Waste)
17	Claremont	\$162.00	Municipal	Source Separated Food Waste
18	Commerce	Competitive	Non-Exclusive / Competitive	Source Separated Food Waste
19	Compton	\$196.96	Republic Services	Source Separated Organics (Green Waste and Food Waste)
20	Covina	\$215.92	Athens Services	Source Separated Organics (Green Waste and Food Waste)
21	Cudahy	\$233.65	Consolidated Disposal Service (Republic)	Source Separated Food Waste
22	Culver City	\$204.55	Municipal	Source Separated Organics (Green Waste and Food Waste)



Los Angeles County

Solid Waste Survey - July 1, 2021

Overview of Commercial Organics Collection (continued)

	City	Commercial Refuse Rate	Commercial Refuse Hauler	Commercial Food Waste is collected as:
23	Diamond Bar	\$149.47	Valley Vista	Source Separated Organics (Green Waste and Food Waste)
24	Downey	\$159.28	CalMet	Source Separated Organics (Green Waste and Food Waste)
25	Duarte	\$199.24	EDCO / Burrtec	Source Separated Food Waste
26	El Monte	\$203.02	Valley Vista	Source Separated Organics (Green Waste and Food Waste)
27	El Segundo	Competitive	Non-Exclusive / Competitive	See Note (1)
28	Gardena	\$177.53	Waste Resources	Source Separated Food Waste
29	Glendale	\$109.26	Exclusive - Multiple Haulers	Source Separated Organics (Green Waste and Food Waste)
30	Glendora	\$235.24	Athens Services	Source Separated Organics (Green Waste and Food Waste)
31	Hawaiian Gardens	\$211.88	Waste Resources	Source Separated Organics (Green Waste and Food Waste)
32	Hawthorne	\$161.60	Allied Waste (Republic Services)	Source Separated Organics (Green Waste and Food Waste)
33	Hermosa Beach	\$161.67	Athens Services	Source Separated Organics (Green Waste and Food Waste)
34	Hidden Hills	\$173.25	Waste Management	Commercial Food Waste is not diverted and is collected in the refuse container
35	Huntington Park	\$187.80	CR&R	Source Separated Food Waste
36	Industry	\$229.15	Valley Vista	Source Separated Organics (Green Waste and Food Waste)
37	Inglewood	\$189.72	Consolidated Disposal Service (Republic)	Source Separated Food Waste
38	Irwindale	\$273.67	Athens Services	Source Separated Organics (Green Waste and Food Waste)
39	La Canada Flintridge	Competitive	Non-Exclusive / Competitive	See Note (1)
40	La Habra Heights	Not Reported	Republic Services	Commercial Food Waste is not diverted and is collected in the refuse container
41	La Mirada	\$203.02	EDCO / Burrtec	Source Separated Food Waste
42	La Puente	\$158.26	Valley Vista	Source Separated Organics (Green Waste and Food Waste)
43	La Verne	\$162.18	Waste Management	Source Separated Food Waste
44	Lakewood	\$136.28	EDCO / Burrtec	Source Separated Organics (Green Waste and Food Waste)
45	Lancaster	\$173.92	Waste Management	Source Separated Organics (Green Waste and Food Waste)



Los Angeles County
Solid Waste Survey - July 1, 2021
Overview of Commercial Organics Collection (continued)

	City	Commercial Refuse Rate	Commercial Refuse Hauler	Commercial Food Waste is collected as:
46	Lawndale	\$211.70	Consolidated Disposal Service (Republic)	Source Separated Organics (Green Waste and Food Waste)
47	Lomita	\$153.97	CalMet	Source Separated Organics (Green Waste and Food Waste)
48	Long Beach	\$142.09	Non-Exclusive / Competitive	See Note (1)
49	Los Angeles	\$261.27	Exclusive - Multiple Haulers	Source Separated Organics (Green Waste and Food Waste)
50	Lynwood	\$201.33	Waste Resources	Source Separated Organics (Green Waste and Food Waste)
51	Malibu	Competitive	Non-Exclusive / Competitive	Source Separated Organics (Green Waste and Food Waste)
52	Manhattan Beach	\$188.54	Waste Management	Source Separated Food Waste
53	Maywood	\$170.00	Universal Waste Services	Mixed-Waste (commingled with refuse and sent to a High Diversion Organics Processing Facility)
54	Monrovia	\$203.62	Athens Services	Source Separated Organics (Green Waste and Food Waste)
55	Montebello	Competitive	Non-Exclusive / Competitive	See Note (1)
56	Monterey Park	Competitive	Non-Exclusive / Competitive	See Note (1)
57	Norwalk	\$197.65	Athens Services	Source Separated Organics (Green Waste and Food Waste)
58	Palmdale	\$146.90	Waste Management	Source Separated Organics (Green Waste and Food Waste)
59	Palos Verdes Estates	Competitive	Non-Exclusive / Competitive	See Note (1)
60	Paramount	\$155.14	CalMet	Source Separated Organics (Green Waste and Food Waste)
61	Pasadena	Competitive	Non-Exclusive / Competitive	See Note (1)
62	Pico Rivera	\$158.79	NASA Services	Source Separated Food Waste
63	Pomona	Competitive	Non-Exclusive / Competitive	See Note (1)
64	Rancho Palos Verdes	Competitive	Non-Exclusive / Competitive	See Note (1)
65	Redondo Beach	\$168.55	Athens Services	Source Separated Organics (Green Waste and Food Waste)
66	Rolling Hills	No Commercial Service	No Commercial Service	No Commercial Service
67	Rolling Hills Estates	\$155.45	Waste Management	Source Separated Organics (Green Waste and Food Waste)



Los Angeles County
Solid Waste Survey - July 1, 2021
Overview of Commercial Organics Collection (continued)

	City	Commercial - Refuse Rate	Commercial Refuse Hauler	Commercial Food Waste is collected as:
68	Rosemead	\$178.43	Consolidated Disposal Service (Republic)	Source Separated Organics (Green Waste and Food Waste)
69	San Dimas	\$188.67	Waste Management	Source Separated Food Waste
70	San Fernando	\$116.81	Republic Services	Source Separated Food Waste
71	San Gabriel	\$262.70	Athens Services	Source Separated Food Waste
72	San Marino	\$132.44	Athens Services	Source Separated Organics (Green Waste and Food Waste)
73	Santa Clarita	\$131.41	EDCO / Burrtec	Source Separated Organics (Green Waste and Food Waste)
74	Santa Fe Springs	Competitive	Non-Exclusive / Competitive	See Note (1)
75	Santa Monica	\$106.41	Municipal	Source Separated Organics (Green Waste and Food Waste)
76	Sierra Madre	\$183.44	Athens Services	See Note (1)
77	Signal Hill	\$168.41	EDCO / Burrtec	Source Separated Organics (Green Waste and Food Waste)
78	South El Monte	\$294.00	Athens Services	Mixed-Waste (commingled with refuse and sent to a High Diversion Organics Processing Facility)
79	South Gate	\$162.05	Waste Management	Source Separated Food Waste
80	South Pasadena	\$173.59	Athens Services	Commercial Food Waste is not diverted and is collected in the refuse container
81	Temple City	\$268.27	Athens Services	Source Separated Organics (Green Waste and Food Waste)
82	Torrance	Competitive	Non-Exclusive / Competitive	See Note (1)
83	Vernon	Competitive	Non-Exclusive / Competitive	See Note (1)
84	Walnut	\$150.85	Valley Vista	Commercial Food Waste is not diverted and is collected in the refuse container
85	West Covina	Not Reported	Athens Services	Source Separated Organics (Green Waste and Food Waste)
86	West Hollywood	\$176.51	Athens Services	Mixed-Waste (commingled with refuse and sent to a High Diversion Organics Processing Facility)
87	Westlake Village	Competitive	Non-Exclusive / Competitive	See Note (1)
88	Whittier	\$180.86	Exclusive - Multiple Haulers	Source Separated Food Waste

(1) Specific Food Waste Collection Program was not reported.



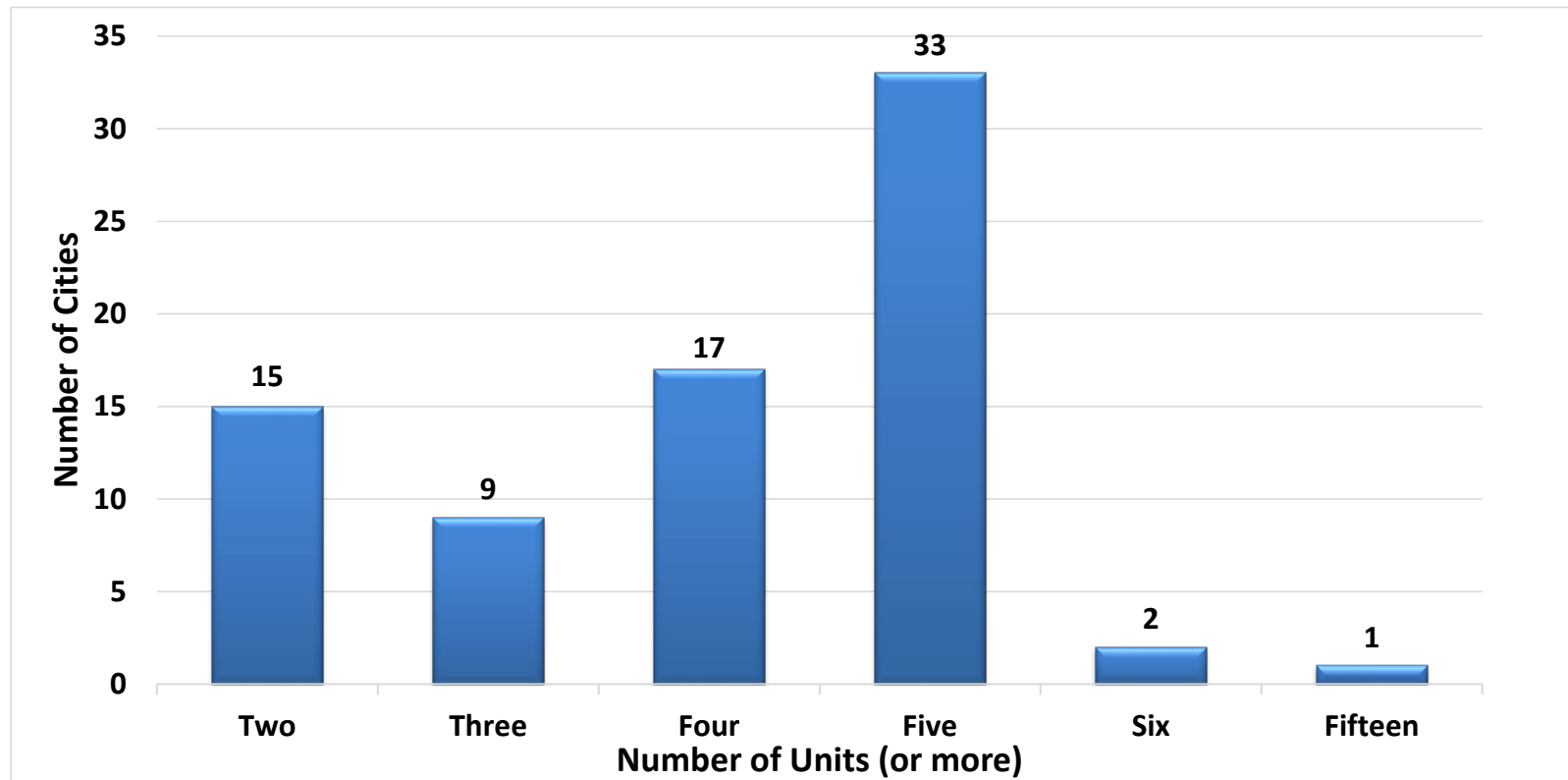
Section 4: Multi-Family Results



Los Angeles County

Solid Waste Survey - July 1, 2021

How Does Your City Define Multi-Family Properties In Terms Of Number Of Units (Or More)?*



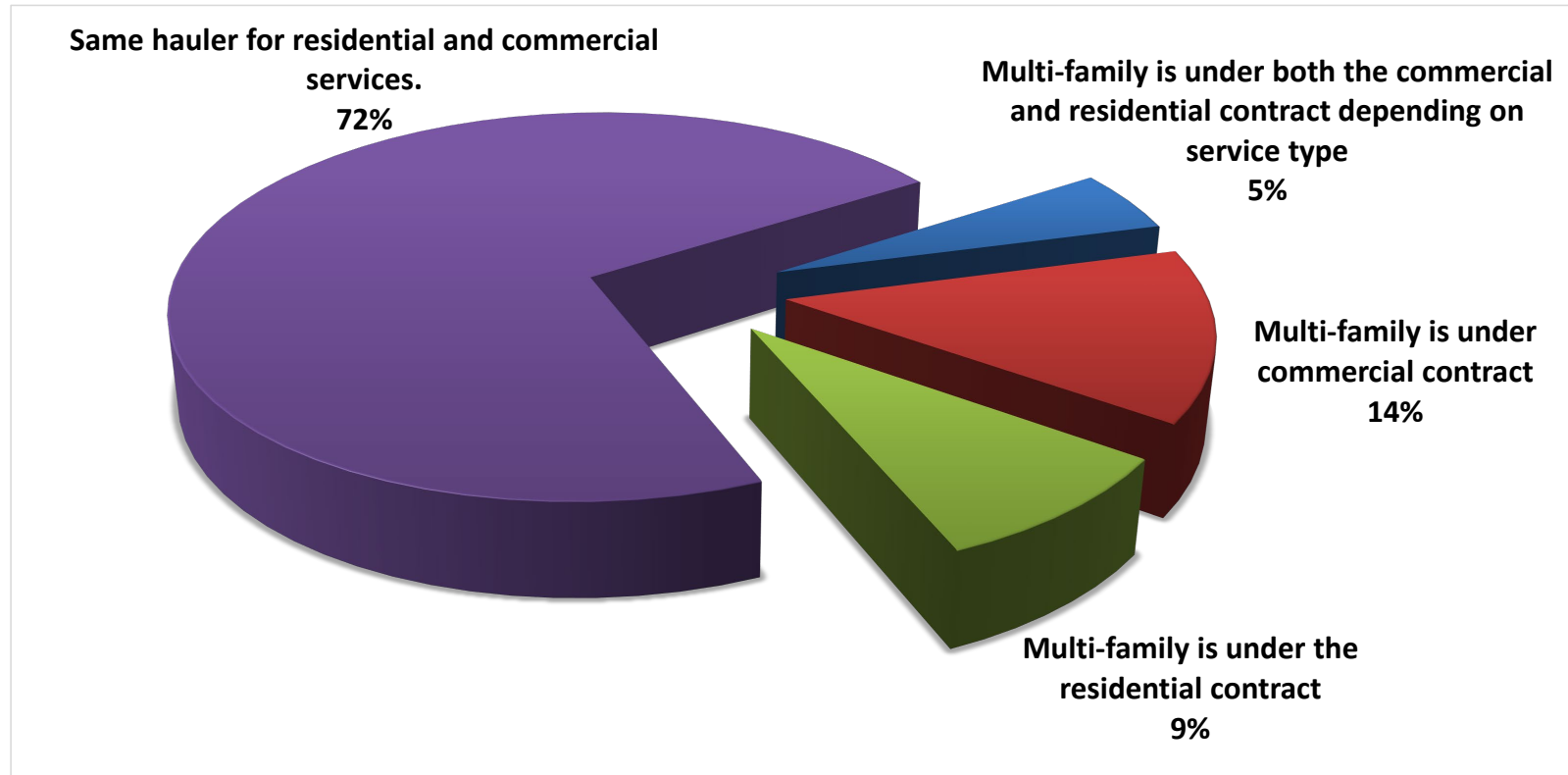
*Excludes cities that did not provide multi-family information.



Los Angeles County

Solid Waste Survey - July 1, 2021

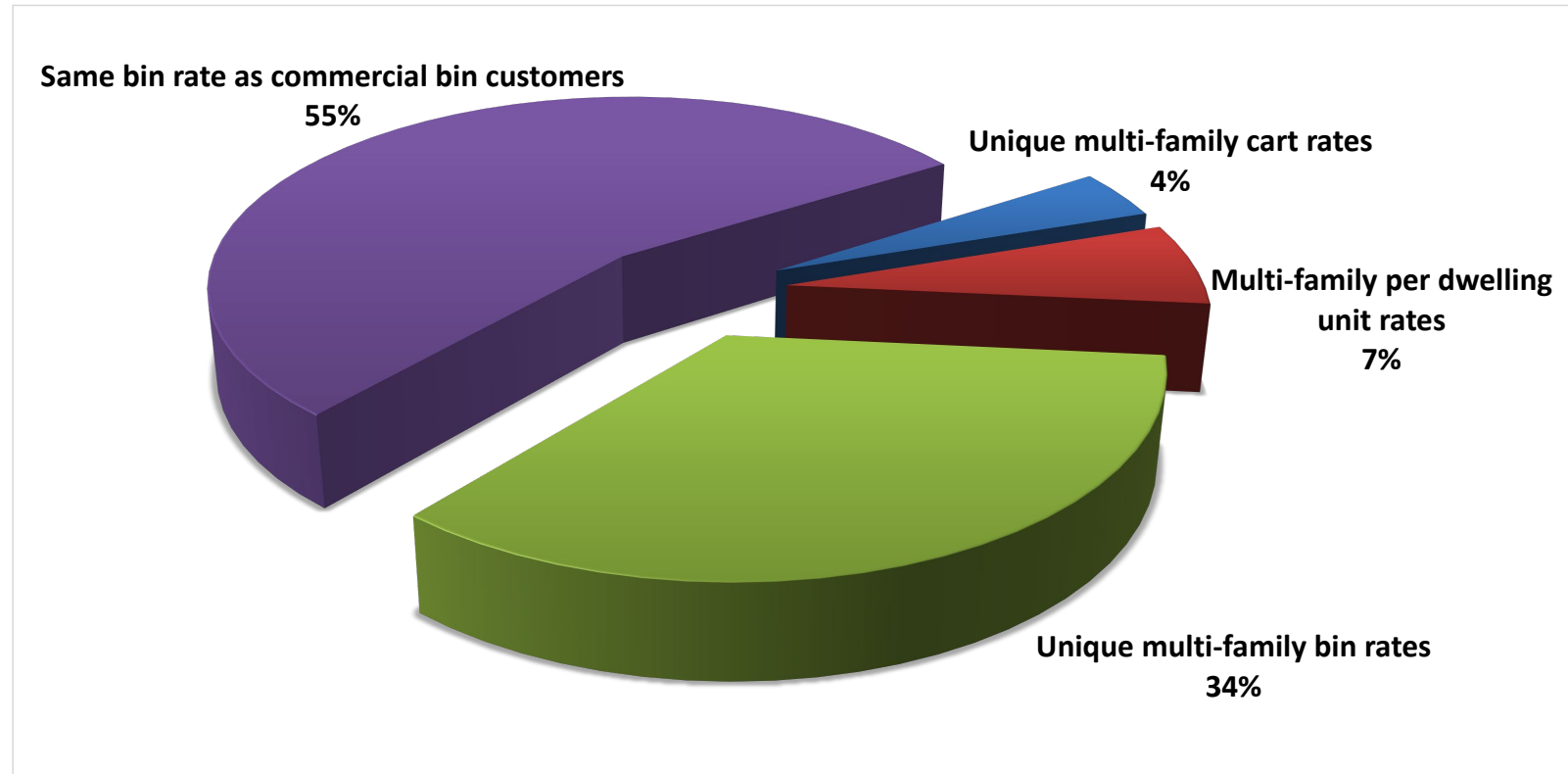
Does Multi-Family Service Fall Under the Residential Contract or Commercial Contract?



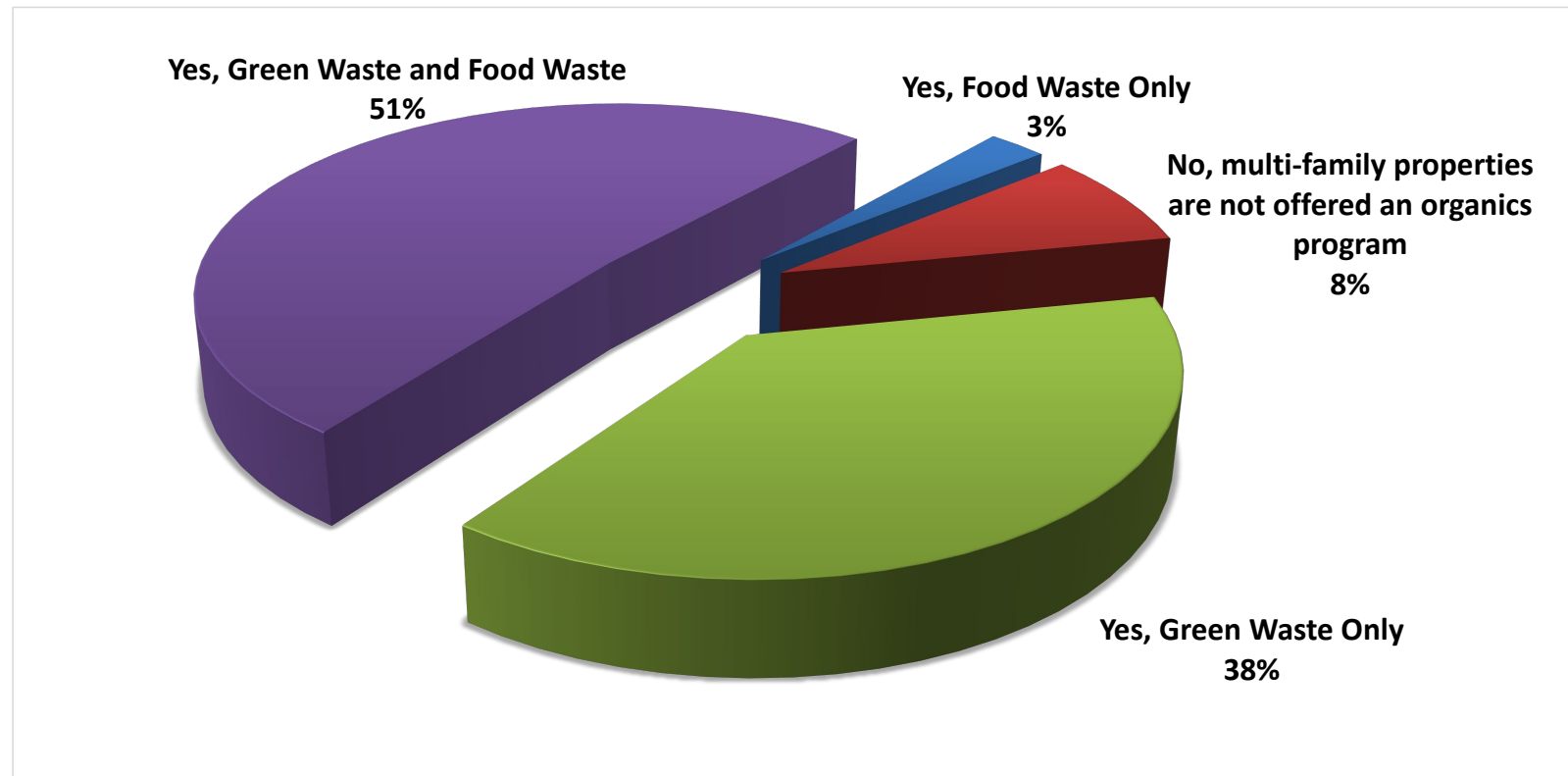
Los Angeles County

Solid Waste Survey - July 1, 2021

**Do Multi-Family Customers With Bin Service Pay the Same Rate
as Commercial Bin Customers, or Do They Have Unique Multi-Family Rates?**



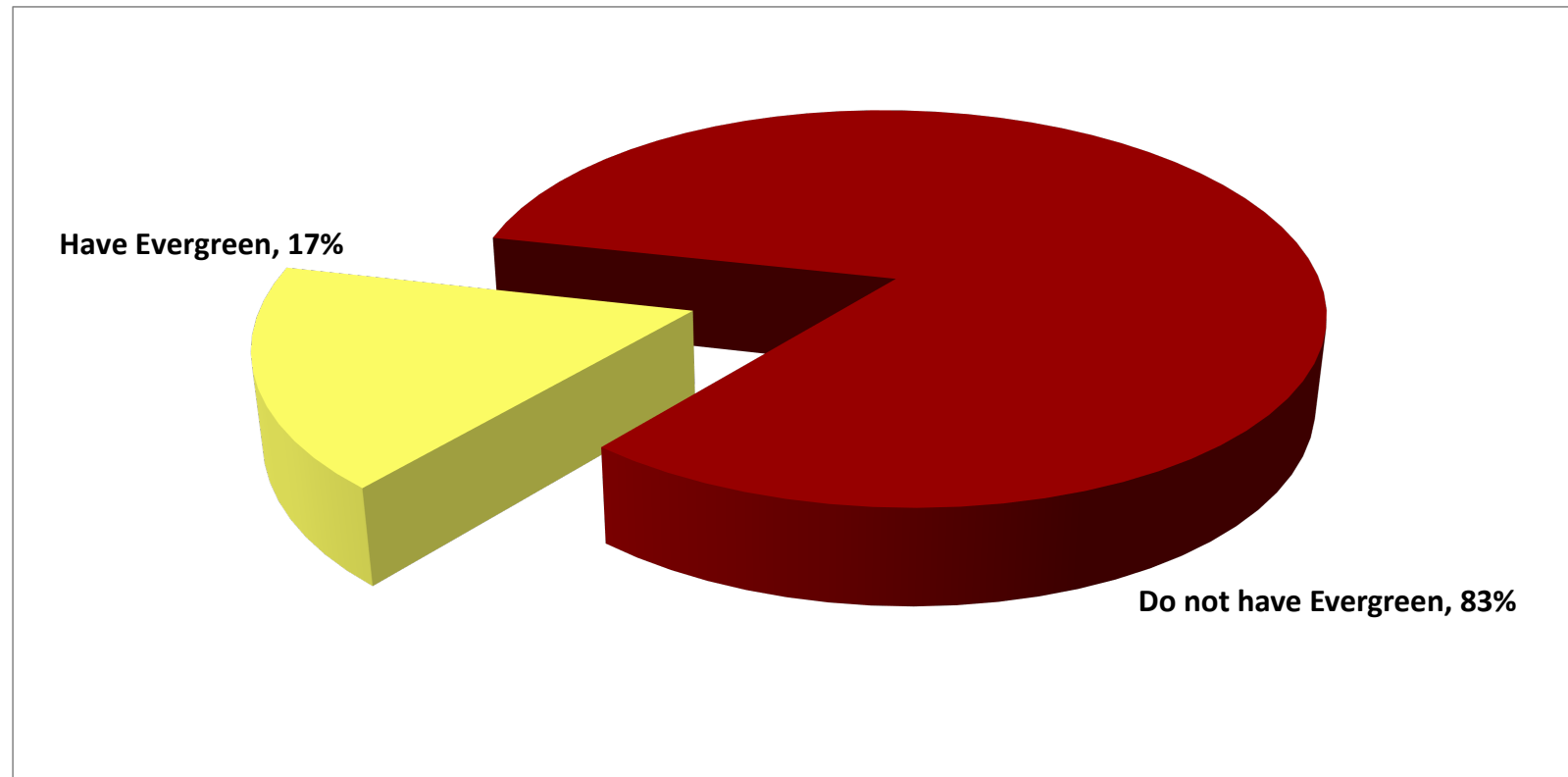
Los Angeles County
Solid Waste Survey - July 1, 2021
Does Your City Offer an Organics Program for Multi-Family Properties?



Section 5: Other Results



Los Angeles County
Solid Waste Survey - July 1, 2021
Franchise Agreements with Evergreen Clause ⁽¹⁾



(1) Based on responsive Cities with Exclusive - Single Hauler service arrangements for residential or commercial collection service.

